








HELOC[®] PLUS

GS12R-T132-GF
(600 Wp - 620 Wp)

-  **High Saving**
Lower LCOE, reduced BOS cost, shorter payback time
-  **High Efficiency**
Excellent module conversion efficiency of up to 22.95%
-  **Better Weak Illumination Response**
Higher power output even under low-light environments like on cloudy or foggy days
-  **LOW LID (Light Induced Degradation)**
N-Type Solar cell Technology offers Lower Le -TID & LID
-  **PID Resistance**
Excellent Anti-PID Performance guarantee limited power degradation for mass production
-  **10-30% Additional Power Generation**
More than 10-30% additional power gain comparing with the regular modules.
-  **Wider Applicability**
More application scenes like BIPV, vertical installation, snowfield, high-humid, windy and dusty area



INDUSTRY LEADING PROTECTION




12 Years Warranty For
Materials And Processing



30 Years Warranty For
Linear Power Output

BEST IN Grade Quality Class Results



TECHNICAL DATA

Electrical Parameter at STC	Bifacial Monocrystalline Module				
Module Type	GS12R-T132-GF				
Capacity rating - Pmax(Wp)	600	605	610	615	620
Power Tolerance (%)	0-2				
Module efficiency (%)	22.21	22.39	22.58	22.76	22.95
Rated voltage - Vmp(V)	40.30	40.50	40.70	40.90	41.10
Rated current - Imp(A)	14.89	14.94	14.99	15.04	15.09
Open circuit voltage - Voc(V)	48.40	48.70	49.00	49.30	49.60
Short circuit current - Isc(A)	15.80	15.83	15.86	15.89	15.92

Under Standard Test Conditions (STC) of irradiance 1000 W/m², spectrum AM 1.5 and Module temperature of 25°C. Except Pmax, all other parameters have a tolerance of ±5%. Measuring Uncertainty ±3%

Electrical Characteristics with 10% rear side power gain#

Capacity rating - Pmax(Wp)	660	665	671	676	682
Rated voltage - Vmp(V)	40.30	40.50	40.70	40.90	41.10
Rated current - Imp(A)	16.37	16.43	16.48	16.54	16.60
Open circuit voltage - Voc(V)	48.40	48.70	49.00	49.30	49.60
Short circuit current - Isc(A)	17.38	17.41	17.45	17.47	17.51

Additional power gain from rear side compared to power of front side at STC depends on mounting structure (height, tilt angle etc.) and reflectivity of ground.

Bi-Faciality Factor: 80 ± 5 %

PERMISSIBLE OPERATING CONDITIONS

Temperature range	-40°C to +85°C
Maximum system voltage	1500 VDC
NMOT	45 ± 2°C
Hail resistance	Max. diameter of 25 mm with velocity 23 m/s

TEMPERATURE COEFFICIENTS (TC)

Temperature Coefficient (Voc)	-0.25% /°C
Temperature Coefficient (Isc)	0.045% /°C
Temperature Coefficient (Pmax)	-0.30% /°C

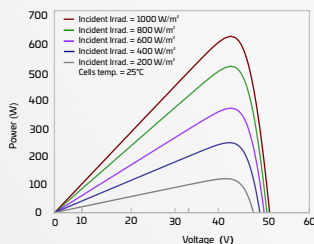
PACKAGING CONFIGURATION###

Number of Modules per Pallet	36
No of pallet	20
No of module, 40ft HC container	720

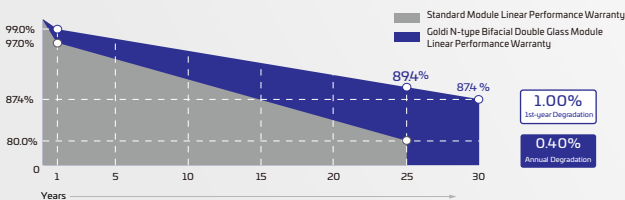
IV CURVE



PV CURVE



LINEAR GRAPH



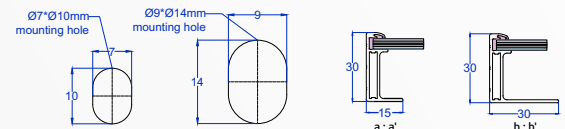
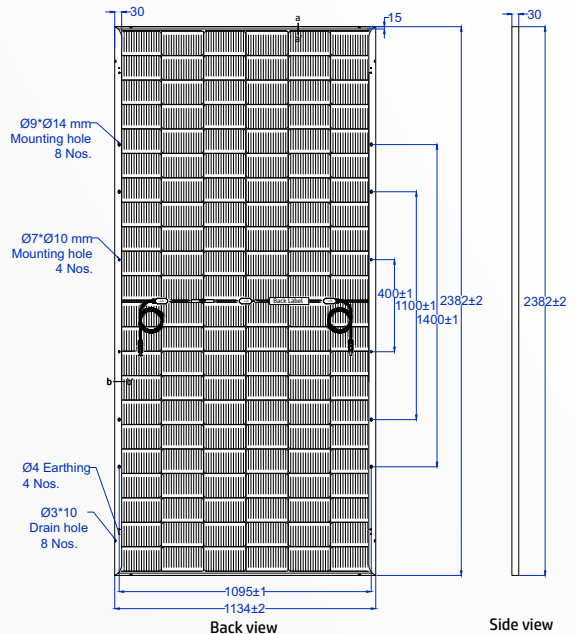
12 Years Product Material & Workmanship

30 Years Linear Performance Warranty

MECHANICAL SPECIFICATION

Solar cells	132 pcs TOPCon cell technology, Multi BB(210mmx182.2mm)
Encapsulation	PID & UV resistance
Frame	Silver Anodized Aluminium Alloy
Front Glass	2.0 mm, High Transmission, AR Coated Semi Tempered Glass
Back Glass	2.0 mm, Heat Strengthened Glass
Dimensions	(L) 2382 mm x (W) 1134 mm x (H) 30 mm"
Weight	~33.7 Kg
J-box	IP 68 certified, 3 diodes, Split junction box
Series Fuse Rating	30 A
Cable	4 mm ² , Solar cable 400mm/1400mm length or Customized length
Connectors	MC4 Type
Application Class	Class A
Electrical Safety	Class II
Fire Safety	Class C (Type 1)
Maximum Surface load	Snow load 5400 Pa, Wind load 2400 Pa

DRAWING (MEASUREMENTS ARE IN MM)



*Unspecified dimensions tolerance are according to ISO 2768-1, class m."

PRODUCT CERTIFICATIONS

IEC 61215: 2021, IEC 61730: 2023, IS 14286:2010/IEC 61215:2005, IS/IEC 61730-1 & 2: 2004, IEC 61701, IEC 62716, IEC 60068-2-62, IEC CD 61215-2:2018, UL 61730-1 & 2, IEC 62804, CEC

MANAGEMENT SYSTEM CERTIFICATIONS



ISO 9001
ISO 14001
ISO 45001

UTILITY | INDUSTRIAL | AGRICULTURE | RESIDENTIAL | INSTITUTIONAL

- ###Quantity of modules/container may get changed without prior notice.
- For handling & installation instructions, refer to Goldi's installation manual available on the company website
- Before placing an order, confirm your requirements with our sales representative
- The electrical data provided is for reference purposes only
- PV modules needs to be disposed as per government regulations, after it's life cycle
- Refer to Goldi's warranty document for terms and conditions
- Due to constant product modifications, Goldi reserves the right to amend the above specifications without prior notice
- Images in the datasheet are for representation purpose only

1800 833 5511

info@goldisolar.com

goldisolar.com