



# SOLRIF D series

# Semi-Clear

 455 W

 Made in the EU

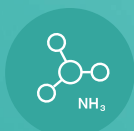
3.2+3.2 mm glass



Fire class A



10 500 Pa  
Extreme load resistance



NH<sub>3</sub>  
Ammonia resistance




50 mm  
Hail resistance class 5



98 %  
recyclable



35 %  
of recycled glass content



**30** Product & Efficiency Guarantee  
YEAR

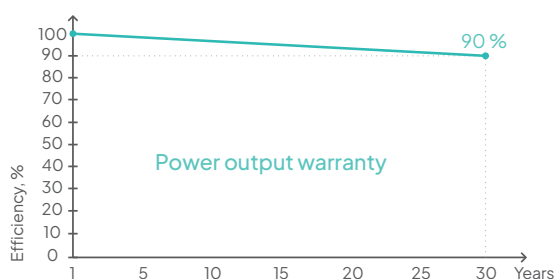
**90%** POWER WARRANTY



Electrical data (STC*)	
Maximum power (W)	455
Cell technology	N type, TOPCon - bifacial
Open circuit voltage ( $V_{oc}/V$ )	34,82
Short circuit current ( $I_{sc}/A$ )	15,97
Max power voltage ( $V_{mpp}/V$ )	29,71
Max power current ( $I_{mpp}/A$ )	15,31
Module efficiency ( $\eta$ )	22,56 %
Max system voltage (V)	1500
Max current (A)	30
Power tolerance	0/+5W

\*Under standard test conditions (STC) of irradiance of 1000W/sq.m., spectrum AM1.5 and cell temperature of 25°C. Flash testing measurement accuracy of +/-5%.

Warranty	
30 years product warranty	
30 years efficiency warranty	
First year degradation (%)	1
Annual degradation (%)	0,31
Power in year 30 (%)	90



Certifications	
IEC 61215:2021; IEC 61730:2023	
Cradle to Cradle (C2C)	Gold level
IEC 62716:2013	Ammonia corrosion testing
EN 13501-5	Broof (t1)
IEC 61701:2020	Salt mist corrosion testing
IEC 61215-2:2021	50 mm hailstone - Hail resistance class 5 (HW5)
ISO 9001:2015	Quality management systems
ISO 14001:2015	Environmental management systems
ISO 45001:2018	Occupational health and safety
SundaHus	A level assessment
Produced using 100% renewable energy	
Membership at Svensk Solenergi	

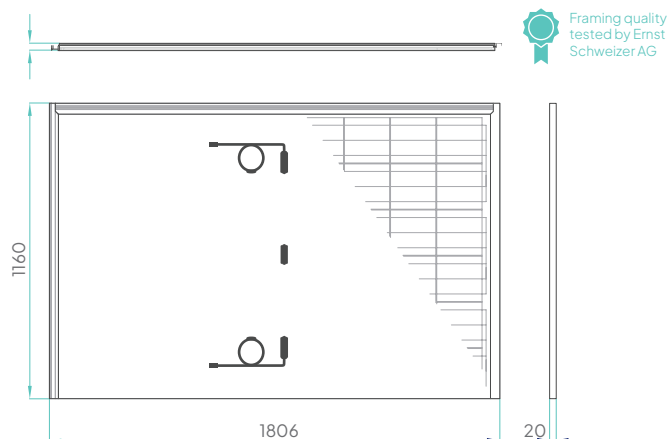


Product assessed in SundaHus Material Data



Temperature ratings	
Current temperature coefficient (°)	+0,045% / °C
Voltage temperature coefficient (°)	-0,250% / °C
Power temperature coefficient (°)	-0,300% / °C
Nominal operating module temperature	46 °C

Mechanical data	
Dimensions (LxWxH) (mm)	1806x1160x20
Grid dimensions (LxW) mm	1788x1128
Weight (kg)	35
Front glass (mm)	3.2, structured, low reflection, with AR coating, TVG
Back glass (mm)	3.2, transparent, TVG
Cell Size (mm)	182,2x105
Busbars	16
Cell configuration	6x16
Frame	Solrif D
Rated operating altitude (m)	Up to 2000
Operating temperature (°C)	-40 ÷ +85
Maximum test load (wind/snow) (Pa)	3600/10500
Junction box / IP class	Split junction box / IP68
Cable cross section size (mm <sup>2</sup> )	4
Cable length (m)	1,2
Bypass diodes	3
Connector	MC4-EVO2



Packing information	
Modules per pallet (pcs)	25
Dimensions of a pallet (LxWxH) (mm)	1899x1203x1070
Weight of a pallet (gross) (kg)	1040
Pallets per 13,6 m truck (pcs)	23
Modules per 13,6 m truck (pcs)	575



This datasheet is not legally binding. The manufacturer reserves the right to make changes to product specifications and / or product features without prior notice. The most recent versions of all documents (T&C's, datasheets, warranties and installation manuals) can always be found on our website at [www.solitek.eu](http://www.solitek.eu)

The manufacturer of the system, Ernst Schweizer AG, provides a 10 year warranty on materials supplied for the Solrif roof integrated PV mounting system. The warranty agreement of Ernst Schweizer AG does not refer to the solar modules and the terms of warranty of Soli Tek cells UAB.

QRious?



Scan to learn more